

EN SKID PLATE KIT INSTALLATION MANUAL

DE MONTAGEANLEITUNG FÜR UNTERFAHRSCHUTZ

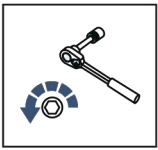
RU ИНСТРУКЦИЯ ПО УСТАНОВКЕ КОМПЛЕКТА ЗАЩИТ



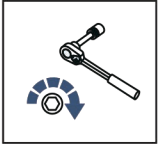
For: HISUN GUARDIAN 400/550/750 (2024-)

444.9811.1





EN Regular fasteners
DE Werksseitige Schrauben verwenden
RU Штатный крепёж




EN Regular fasteners
DE Werksseitige Schrauben verwenden
RU Штатный крепёж




EN Screw in by a few turns
DE Einige Umdrehungen einschrauben
RU Вкрутить на несколько оборотов



EN Loosen bolts
DE Bolzen lockern
RU Выкрутить на несколько оборотов



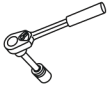


EN Movement Arrow
DE Bewegungsrichtung
RU Движение

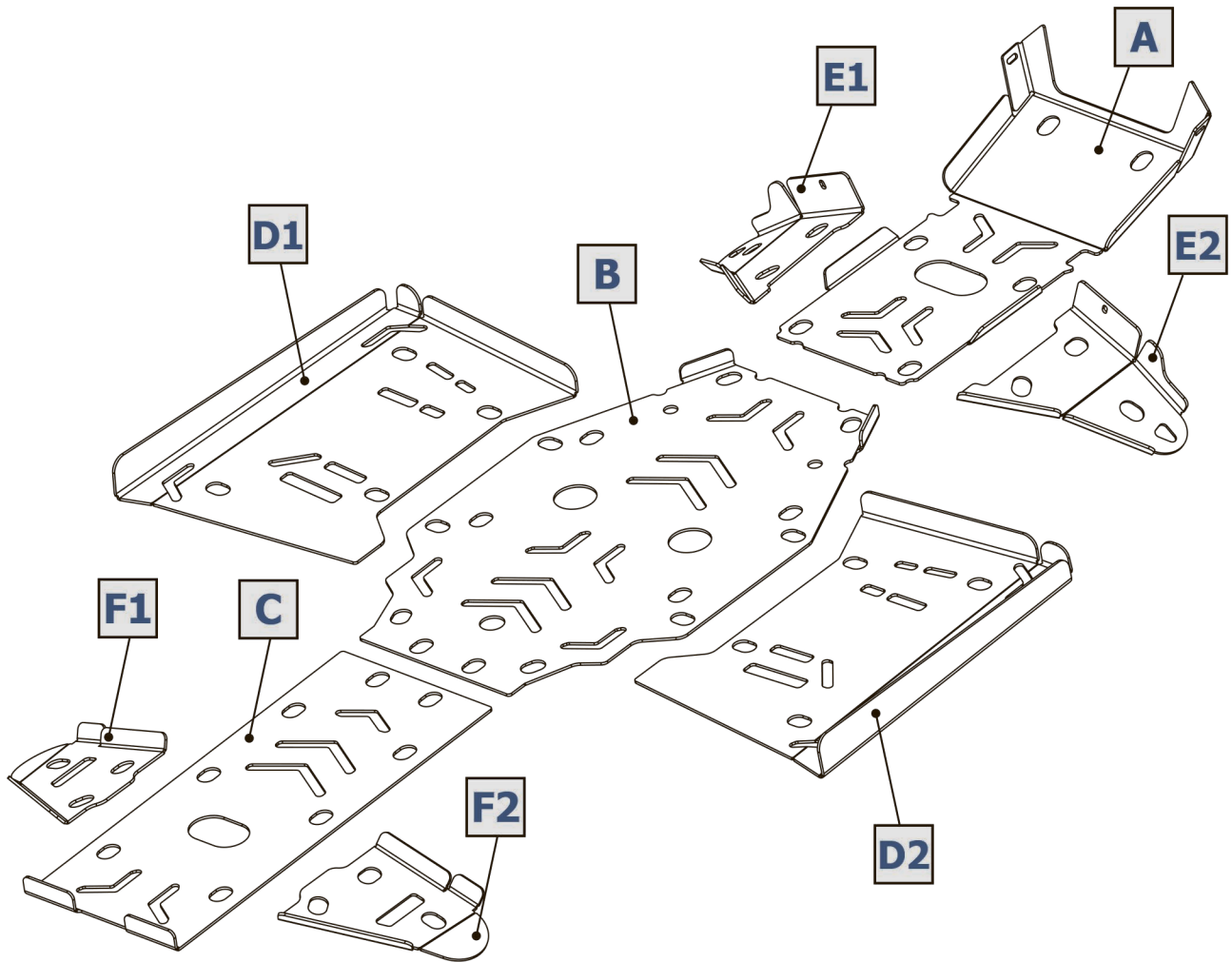


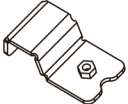
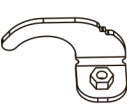
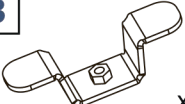
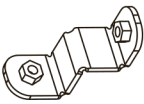
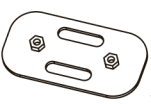





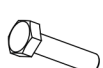

EN Location / Position Arrow
DE Anordnung / Position
RU Расположение



EN Screw Arrow
DE Drehrichtung
RU Поворот

	EN Ratchet DE Ratsche RU Трещётка		S - 10		S - 4 HEX
---	---	---	--------	--	--------------



1  x2	2  x6	3  x2	4  x2	5  x6	6  x4
7  ø6 x4	8  ø6 x48	9  M6x20 x4	10  M6x16 x32	11  M6x20 x12	12  M6x25 x4

