

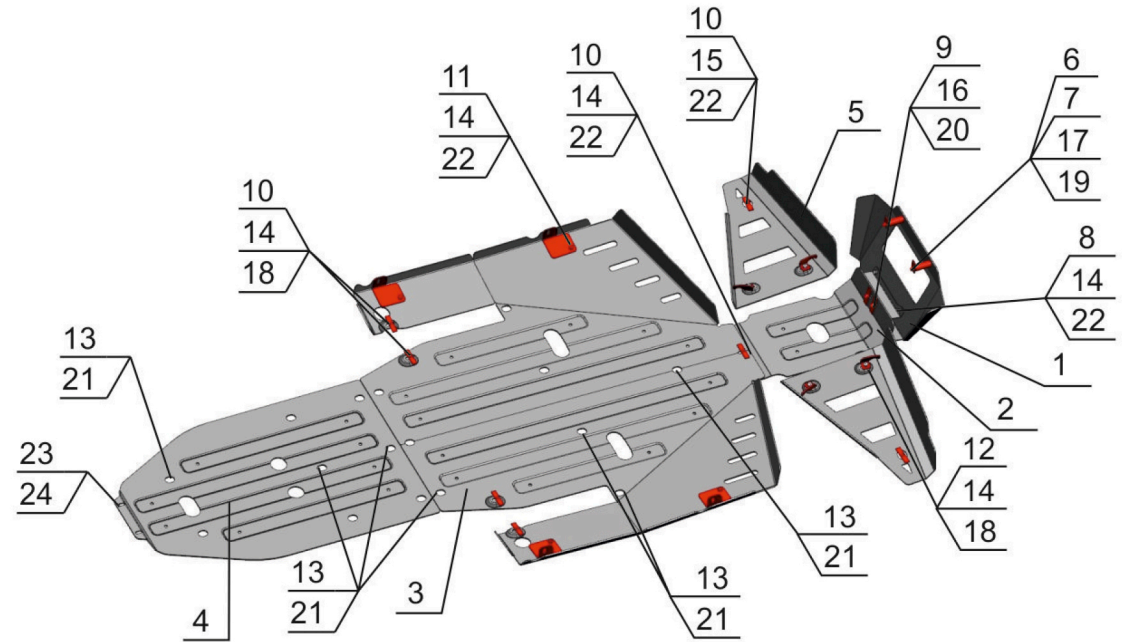
## Polaris / RZR 1000

**No:** 444.7445.1  
**Brend:** Polaris  
**Model:** RZR 1000  
**Year:** 2016-  
**Material:** Al - 4 mm



## Content

1. Bumper.....	1 pc	14. Bolt M8x25.....	15 pc
2. Plate 1.....	1 pc	15. Bolt M8x35.....	2 pc
3. Plate 2.....	2 pc	16. Bolt M10x25.....	2 pc
4. Plate 3.....	1 pc	17. Bolt M10x80.....	2 pc
5. Front arm guards.....	2 pc	18. Washer 8 big.....	8 pc
6. Insert nut M10.....	2 pc	19. Washer 10 big.....	2 pc
7. Spacer.....	2 pc	20. Washer 10.....	2 pc
8. Bracket.....	1 pc	21. Countersunk washer 6...	16 pc
9. Insert nut M10.....	2 pc	22. Countersunk washer 8...	9 pc
10. Insert nut M8.....	7 pc	23. Screw M6x20.....	2 pc
11. Bracket.....	4 pc	24. Washer 6 big.....	2 pc
12. Bracket.....	4 pc		
13. Bolt M6x20.....	16 pc		







## Installation Instructions




- Put quad on its side. Remove original plastic guards.
- Cut thread M6 in original apertures without thread. Mount bracket 11 with original bolts. Mount plates 3 to brackets 11, to insert nuts 10 and to original threaded apertures with bolts 13, 14 and washers 18, 21, 22.
- Mount plate 2 to insert nuts 9, 10 with bolts 14, 16 and washers 20, 22. Fix bracket 8 to the front end of plates 2.
- Fix plate 1 to mounted bracket 8 and to insert nuts 6 with bolts 14, 17 and washers 19, 22 through spacers 7.
- Fix plate 4 to original threaded apertures with bolts 13, screws 23 and washers 21, 24.

- Fix front arm guards 5 to brackets 12 and to insert nuts 10 with bolts 14, 15 and washers 18, 22.
- Tighten all screws.


**TOOLS REQUIRED**

	 M6	 S-10, S-13	 S-4, S-5
---	---	---	---

**SCREW FORCE**

 M6-10 Nm	 M8-30 Nm	 M10-50 Nm
--	--	---

### FRONT ARM GUARDS

<b>5</b>  x 2	<b>12</b>  x 4	<p>Bolt M8x25 - 4 pcs. Bolt M8x35 - 2 pcs. Washer 8 big - 4 pcs. Countersunk washer 6 - 2 pcs. Insert nut M8 - 2 pcs.</p>
---	--	---



### BUMPER

<b>1</b>  x 1	<b>8</b>  x 1	<p>Bolt M8x25 - 2 pcs. Bolt M10x80 - 2 pcs. Washer 10 - 2 pcs. Countersunk washer 8 - 2 pcs. 6.Insert nut M10 - 2 pcs. Spacer - 2 pcs.</p>
--	--	--

### FRONT REDUCER GUARD

<b>2</b>  x 1	<p>Bolt M8x25 - 1 pcs. Bolt M10x25 - 2 pcs. Washer 10 big - 2 pcs. Countersunk washer 8 - 1 pc. Insert nut M8 - 1 pc. 9.Insert nut M10 - 2 pcs.</p>
--	---

### ENGINE BLOCK GUARD

<b>3</b>  x 2	<b>11</b>  x 4	<p>Bolt M8x25 - 8 pcs. Bolt M6x20 - 8 pcs. Washer 8 big - 4 pcs. Countersunk washer 6 - 8 pcs. Countersunk washer 8 - 4 pcs. Insert nut M8 - 4 pcs.</p>
---	--	---

### BACK REDUCER GUARD

<b>4</b>  x 1	<p>Bolt M6x20 - 8 pcs. Screw M6x20 - 2 pcs. Countersunk washer 6 - 8 pcs. Washer 6 big - 2 pcs.</p>
--	---