

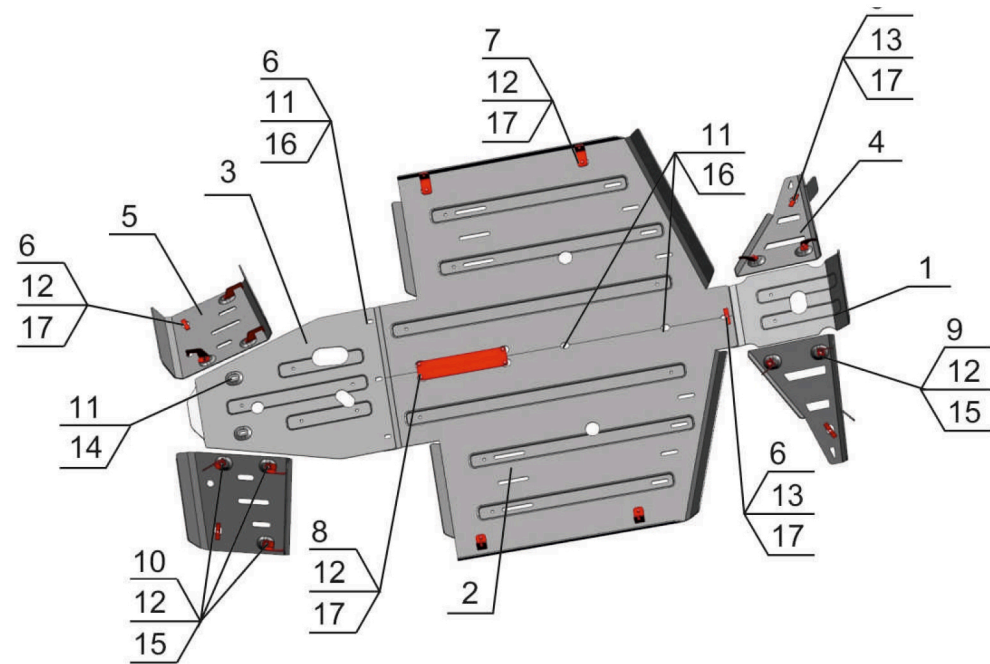
## Polaris / General

**No.:** 2444.7436.1  
**Brend:** Polaris  
**Model:** General  
**Year:** 2016-  
**Material:** Al - 4 mm



## Content

1. Plate 1.....	1 pc	14. Washer 6.....	2 pc
2. Plate 2.....	2 pc	15. Washer 8.....	10 pc
3. Plate 3.....	1 pc	16. Countersunk washer 6.....	5 pc
4. Front arm guards..	2 pc	17. Countersunk washer 8.....	13 pc
5. Rear arm guards.....	2 pc		
6. Insert nut M8.....	5 pc		
7. Bracket.....	4 pc		
8. Bracket.....	1 pc		
9. Bracket.....	4 pc		
10. Bracket.....	6 pc		
11. Bolt M6x25.....	7 pc		
12. Bolt M8x25.....	20 pc		
13. Bolt M8x35.....	3 pc		





## Installation Instructions

1. Remove original protection.
2. Screw lower bolts out of the original bumper and loosen upper bolts. Place plate no.1 between bumper and frame, fix front part with original fittings of front bumper. Fix rear part of plate no.1 to insert nut no.6 with bolt no.13, washer no.17 and through the aperture in the frame.
3. Screw out fittings of side step plastic, place brackets no.7 between plastic and frame as shown on the scheme, then fix it with original fittings. Place plate no.2 under plate no.1, then fix them to brackets no.7, 8 and original threaded apertures with bolts no.11, 12 and washers no. 16, 17.


4. Place plate no.3 under plate no.2 and then fix it to original threaded apertures with bolts no.11 and washers no.14, 16.
5. Fix front arm guards no.4 to brackets no.9 and to insert nuts no.6 with bolts no.12, 13 and washers no.15, 17.
6. Fix rear arm guards no.5 to brackets no.10 and to insert nuts no.6 with bolts no.12 and washers no.15, 17.
7. Tighten all the screws

**TOOLS REQUIRED**





S-10, S-13


**TOOLS REQUIRED**



M6-10 Nm






M8-30 Nm






M10-50 Nm



### FRONT ARM GUARDS

<p><b>4</b></p>  <p>x 2</p>	<p><b>9</b></p>  <p>x 4</p>	<p><b>6</b></p>  <p>x 2</p>	<p>Bolt M8x25 - 4 pc Bolt M8x35 - 2 pc Washer 8 - 4 pc Countersunk washer 8 - 2 pc</p>
---	---	---	--




### REAR ARM GUARDS

<p><b>5</b></p>  <p>x 2</p>	<p><b>6</b></p>  <p>x 2</p>	<p><b>10</b></p>  <p>x 6</p>	<p>Bolt M8x25 - 8 pc Washer 8 - 6 pc Countersunk washer 8 - 2 pc</p>
--	--	---	--

### FRONT REDUCER GUARD

<p><b>1</b></p>  <p>x 1</p>	<p><b>6</b></p>  <p>x 1</p>	<p>Bolt M8x35 - 1 pc Countersunk washer 8 - 1 pc</p>
--	--	--

### ENGINE BLOCK GUARD

<p><b>2</b></p>  <p>x 2</p>	<p><b>7</b></p>  <p>x 4</p>	<p><b>8</b></p>  <p>x 1</p>	<p>Bolt M6x25 - 2 pc Bolt M8x25 - 8 pc Countersunk washer 6 - 2 pc Countersunk washer 8 - 8 pc</p>
--	--	--	--

### BACK REDUCER GUARD

<p><b>3</b></p>  <p>x 1</p>	<p>Bolt M6x25 - 5 pc Countersunk washer 6 - 3 pc Washer 6 - 2 pc</p>
---	--