

**EN BOAT MOTOR TROLLEY ASSEMBLY MANUAL**

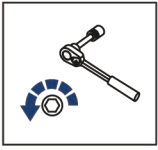
**DE MONTAGEANLEITUNG FÜR BOOTSMOTORWAGEN**

**RU ИНСТРУКЦИЯ ПО СБОРКЕ ТЕЛЕЖКИ ПЛМ**

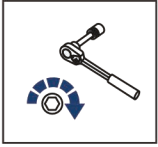


**For:**

**444.0177.1**



**EN Regular fasteners**  
**DE Normale Befestigung**  
**RU Штатный крепёж**




**EN Regular fasteners**  
**DE Normale Befestigung**  
**RU Штатный крепёж**




**EN Screw a several turns**  
**DE Mit wenigen Umdrehungen befestigen**  
**RU Вкрутить на несколько оборотов**



**EN Loosen bolts**  
**DE Bolzen lockern**  
**RU Выкрутить на несколько оборотов**



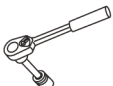


**EN Movement Arrow**  
**DE Bewegungsrichtung**  
**RU Движение**

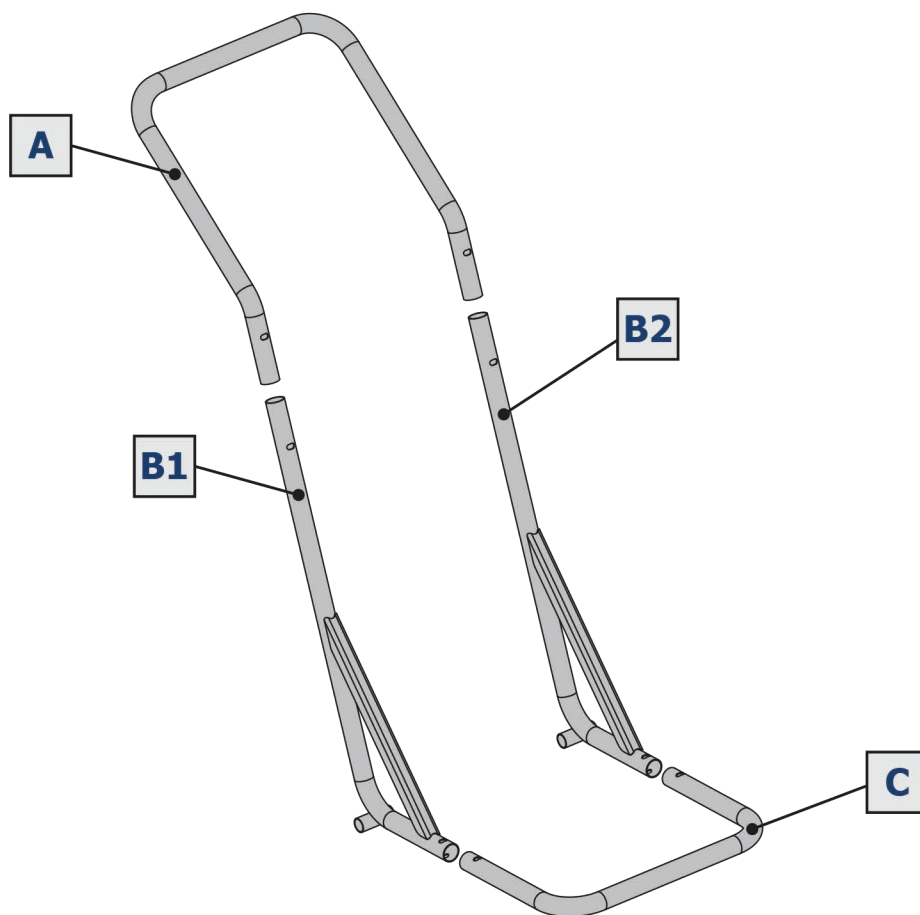


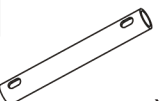
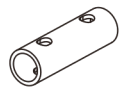


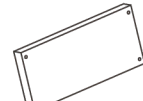


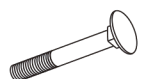




**EN Location / Position Arrow**  
**DE Anordnung / Positionsrichtung**  
**RU Расположение**



**EN Screw Arrow**  
**DE Drehrichtung**  
**RU Поворот**

 <p>EN Ratchet DE Ratsche RU Трещётка</p>	 <p>S - 13</p>	 <p>HEX S - 6</p>
--	---	---



<p><b>1</b></p>  <p>x2</p>	<p><b>2</b></p>  <p>x2</p>	<p><b>3</b></p>  <p>x1</p>	<p><b>4</b></p>  <p>x1</p>	<p><b>5</b></p>  <p>x1</p>	<p><b>6</b></p>  <p>x2</p>
<p><b>7</b></p>  <p>3x50 x2</p>	<p><b>8</b></p>  <p>M8x80 x4</p>	<p><b>9</b></p>  <p>M8x45 x4</p>	<p><b>10</b></p>  <p>M8 x8</p>	<p><b>11</b></p>  <p>ø20 x2</p>	<p><b>12</b></p>  <p>ø8 x10</p>

