

EN **INSTALLATION MANUAL REAR BUMPER**

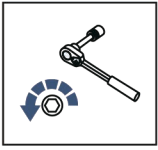
DE **MONTAGEANLEITUNG FÜR HECKBUMPER**

RU **ИНСТРУКЦИЯ ПО УСТАНОВКЕ ЗАДНЕГО БАМПЕРА**

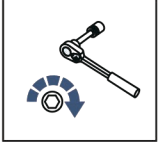


**For: SEGWAY SNARLER AT5 (2023-)**

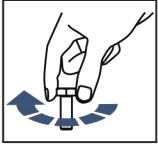
444.7818.1



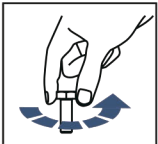
**EN Regular fasteners**  
**DE Werksseitige Schrauben verwenden**  
**RU Штатный крепёж**




**EN Regular fasteners**  
**DE Werksseitige Schrauben verwenden**  
**RU Штатный крепёж**




**EN Screw in by a few turns**  
**DE Einige Umdrehugen einschrauben**  
**RU Вкрутить на несколько оборотов**




**EN Loosen bolts**  
**DE Bolzen lockern**  
**RU Выкрутить на несколько оборотов**



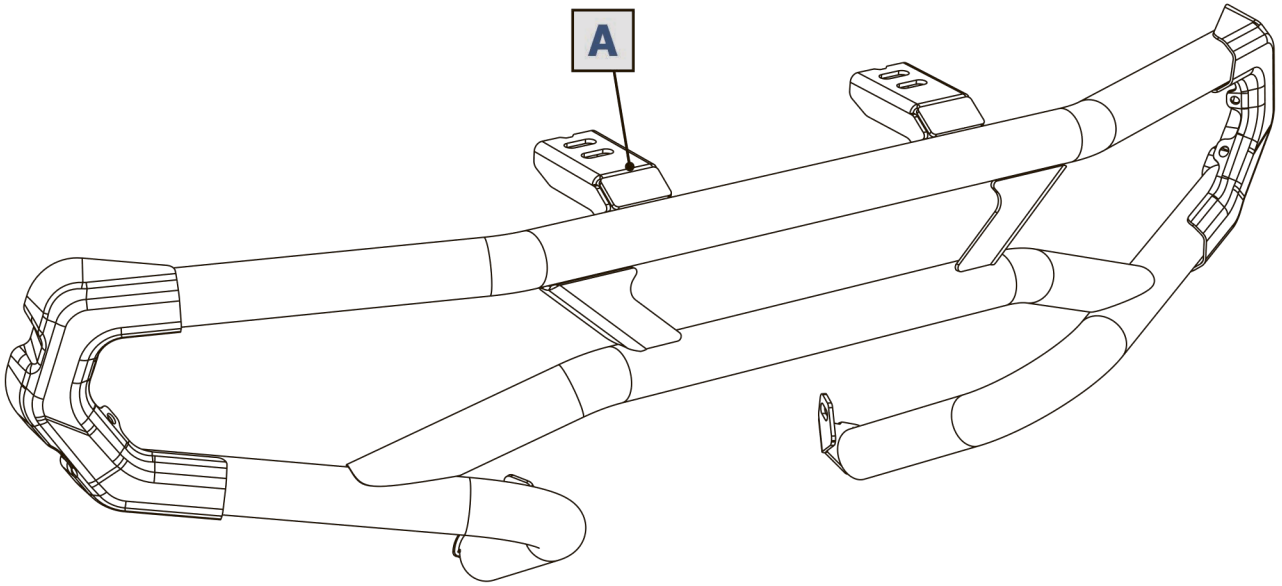
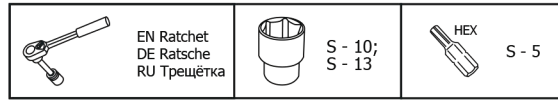
**EN Movement Arrow**  
**DE Bewegungsrichtung**  
**RU Движение**

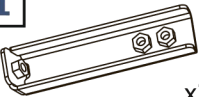

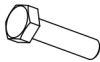
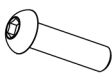

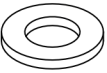
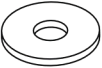


**EN Location / Position Arrow**  
**DE Anordnung / Position**  
**RU Расположение**



**EN Screw Arrow**  
**DE Drehrichtung**  
**RU Поворот**



<b>1</b>  x2	<b>2</b>  M6x20 x2	<b>3</b>  M8x20 x2	<b>4</b>  M8x20 x4	<b>5</b>  M6 x2	<b>6</b>  ø8 x6
<b>7</b>  ø6 x4					

